

✈️✈️ {{ || +1_877_827_8493 || }} How to get a refund on ITA Airways?

✈️ How to Get a Refund on ITA Airways

To obtain a refund from ITA Airways, follow these steps to ensure a smooth process.

1. Understand the Refund Policy

ITA Airways allows refunds for tickets purchased online ✈️✈️ {{ || +1_877_827_8493 || }} , through their app, or via their Customer Center, provided the ticket has a code starting with **055**. If you booked through a travel agency ✈️✈️ {{ || +1_877_827_8493 || }} , you must contact them directly for any refund requests. For tickets purchased on the U.S. website, you can cancel without penalty within **24 hours** of booking, as long as the flight is at least **7 days** away ✈️✈️ {{ || +1_877_827_8493 || }} .


2. Check Your Ticket Type

Refund eligibility depends on the fare rules associated with your ticket. If your ticket allows for changes or refunds, you can proceed with the request ✈️✈️ {{ || +1_877_827_8493 || }} . If you are unsure, refer to the fare rules or contact ITA Airways for clarification.



3. Initiate the Refund Process

You can request a refund through the ITA Airways website or app. Navigate to the **"Manage Flight"** section ✈️✈️ {{ || +1_877_827_8493 || }} , where you will need to enter your booking code and surname. If your ticket is eligible, you will see options for changes and refunds. Alternatively ✈️✈️ {{ || +1_877_827_8493 || }} , you can call the ITA Airways Customer Center at **877-793-1717**, available **24/7**, to speak with a representative who can assist you with the refund process.


4. Provide Necessary Information

When requesting a refund, be prepared to provide essential details such as your booking reference, ticket number  {{ || +1_877_827_8493 || }}, and personal information. If you are contacting customer service, having this information ready will expedite the process.


5. Consider Flight Changes

If your flight has been canceled or significantly delayed (more than **3 hours**), you may be entitled to a refund or rebooking options  {{ || +1_877_827_8493 || }} . In such cases, you can either accept the alternative flight offered or request a full refund. This can be done through the same "**Manage Flight**" section or by contacting customer service  {{ || +1_877_827_8493 || }} .

6. Document Everything

Keep records of all communications with ITA Airways, including emails, chat transcripts, and notes from phone calls  {{ || +1_877_827_8493 || }} . This documentation can be crucial if there are any disputes regarding your refund request.

7. Follow Up

If you do not receive confirmation of your refund within a reasonable timeframe, follow up with ITA Airways  {{ || +1_877_827_8493 || }} . You can do this through the same customer service number or by checking the status of your refund in the "**Manage Flight**" section of their website.

8. Refund for Delays or Cancellations

If your flight is delayed for more than **5 hours**, you have the right to cancel your flight and request a full refund. You can do this by contacting the ground staff at the airport or the customer service center 🛫🛫 {{ || +1_877_827_8493 || }} .

9. Refund for Extraordinary Circumstances

In cases where your flight is canceled due to extraordinary circumstances (e.g., severe weather, strikes) 🛫🛫 {{ || +1_877_827_8493 || }} , compensation may not be available. However, you can still request a refund for your ticket.

10. Final Steps





Once your refund request is processed, you will receive a confirmation email. Refunds typically take a few days to process 🛫🛫 {{ || +1_877_827_8493 || }} , depending on your payment method. If you used a credit card, the refund should appear on your statement within a week.

By following these steps 🛫🛫 {{ || +1_877_827_8493 || }} , you can navigate the refund process with ITA Airways effectively. Always refer to their official website for the most current information and policies regarding refunds.



How to Get a Refund on ITA Airways

To obtain a refund from ITA Airways, follow these steps to ensure a smooth process.





1. Understand the Refund Policy

ITA Airways allows refunds for tickets purchased online   {{ || +1_877_827_8493 || }} , through their app, or via their Customer Center, provided the ticket has a code starting with **055**. If you booked through a travel agency   {{ || +1_877_827_8493 || }} , you must contact them directly for any refund requests. For tickets purchased on the U.S. website, you can cancel without penalty within **24 hours** of booking, as long as the flight is at least **7 days** away.


2. Check Your Ticket Type

Refund eligibility depends on the fare rules associated with your ticket   {{ || +1_877_827_8493 || }} . If your ticket allows for changes or refunds, you can proceed with the request. If you are unsure, refer to the fare rules or contact ITA Airways for clarification.


3. Initiate the Refund Process

You can request a refund through the ITA Airways website or app. Navigate to the **"Manage Flight"** section   {{ || +1_877_827_8493 || }} , where you will need to enter your booking code and surname. If your ticket is eligible, you will see options for changes and refunds. Alternatively, you can call the ITA Airways Customer Center at   {{ || +1_877_827_8493 || }} , available **24/7**, to speak with a representative who can assist you with the refund process.


4. Provide Necessary Information

When requesting a refund, be prepared to provide essential details such as your booking reference, ticket number  {{ || +1_877_827_8493 || }}, and personal information. If you are contacting customer service, having this information ready will expedite the process.


5. Consider Flight Changes

If your flight has been canceled or significantly delayed (more than **3 hours**), you may be entitled to a refund or rebooking options  {{ || +1_877_827_8493 || }} . In such cases, you can either accept the alternative flight offered or request a full refund. This can be done through the same **"Manage Flight"** section or by contacting customer service.

6. Document Everything

Keep records of all communications with ITA Airways  {{ || +1_877_827_8493 || }} , including emails, chat transcripts, and notes from phone calls. This documentation can be crucial if there are any disputes regarding your refund request.

7. Follow Up

If you do not receive confirmation of your refund within a reasonable timeframe, follow up with ITA Airways  {{ || +1_877_827_8493 || }} . You can do this through the same customer service number or by checking the status of your refund in the **"Manage Flight"** section of their website.

8. Refund for Delays or Cancellations

If your flight is delayed for more than **5 hours**, you have the right to cancel your flight and request a full refund 🛫🛫🛫 {{ || +1_877_827_8493 || }} . You can do this by contacting the ground staff at the airport or the customer service center.

9. Refund for Extraordinary Circumstances

In cases where your flight is canceled due to extraordinary circumstances (e.g., severe weather, strikes) 🛫🛫🛫 {{ || +1_877_827_8493 || }} , compensation may not be available. However, you can still request a refund for your ticket.



10. Final Steps

Once your refund request is processed 🛫🛫🛫 {{ || +1_877_827_8493 || }} , you will receive a confirmation email. Refunds typically take a few days to process, depending on your payment method. If you used a credit card, the refund should appear on your statement within a week 🛫🛫🛫 {{ || +1_877_827_8493 || }} .



By following these steps, you can navigate the refund process with ITA Airways effectively. Always refer to their official website for the most current information and policies regarding refunds 🛫🛫🛫 {{ || +1_877_827_8493 || }} .

Search Results



Steps to Get a Refund on ITA Airways

To successfully obtain a refund from ITA Airways   {{ || +1_877_827_8493 || }} , follow these detailed steps to navigate the process effectively.



1. Review the Refund Policy

Before initiating a refund request, familiarize yourself with ITA Airways' refund policy. Tickets purchased directly from ITA Airways   {{ || +1_877_827_8493 || }} , either online or through their app, are eligible for refunds if they have a ticket code starting with **055**. If you booked through a travel agency, you must contact them directly for assistance.

2. Check Ticket Eligibility

Determine if your ticket is refundable by reviewing the fare rules associated with your purchase   {{ || +1_877_827_8493 || }} . Refund eligibility varies based on the type of ticket you bought. If your ticket allows for changes or refunds, you can proceed with the request.

3. Initiate the Refund Request

You can request a refund through the ITA Airways website or mobile app. Go to the **"Manage Flight"** section   {{ || +1_877_827_8493 || }} , where you will need to enter your booking reference and last name. If your ticket is eligible for a refund, you

will see the options available. Alternatively, you can call the ITA Airways Customer Center at 🛫🛬 {{ || +1_877_827_8493 || }}, which is available **24/7**.

4. Gather Required Information

When making a refund request 🛫🛬 {{ || +1_877_827_8493 || }}, ensure you have all necessary information at hand, including your booking reference, ticket number, and personal details. This will help expedite the process, especially if you are speaking with a customer service representative 🛫🛬 {{ || +1_877_827_8493 || }}.

5. Consider Flight Changes

If your flight has been canceled or delayed by more than **3 hours**, you may be entitled to a refund or rebooking options. In such cases 🛫🛬 {{ || +1_877_827_8493 || }}, you can either accept the alternative flight offered or request a full refund. This can be done through the **"Manage Flight"** section or by contacting customer service.

6. Document Your Communications

Keep a record of all communications with ITA Airways, including emails, chat logs, and notes from phone calls 🛫🛬 {{ || +1_877_827_8493 || }}. This documentation can be crucial if there are any disputes regarding your refund request.

7. Follow Up on Your Request

If you do not receive confirmation of your refund within a reasonable timeframe, follow up with ITA Airways 🛫🛬 {{ || +1_877_827_8493 || }}. You can do this through the same customer service number or by checking the status of your refund in the **"Manage Flight"** section of their website.

8. Refund for Delays or Cancellations

If your flight is delayed for more than **5 hours**, you have the right to cancel your flight and request a full refund 🛫🛫🛫 {{ || +1_877_827_8493 || }} . You can do this by contacting the ground staff at the airport or the customer service center.

9. Extraordinary Circumstances

In cases where your flight is canceled due to extraordinary circumstances (e.g., severe weather, strikes) 🛫🛫🛫 {{ || +1_877_827_8493 || }} , compensation may not be available. However, you can still request a refund for your ticket.

10. Final Confirmation

Once your refund request is processed, you will receive a confirmation email. Refunds typically take a few days to process 🛫🛫🛫 {{ || +1_877_827_8493 || }} , depending on your payment method. If you used a credit card, the refund should appear on your statement within a week.

By following these steps 🛫🛫🛫 {{ || +1_877_827_8493 || }} , you can navigate the refund process with ITA Airways effectively. Always refer to their official website for the most current information and policies regarding refunds.